

## Certificate of Conformity

- (1)
- (2) Equipment and Protective Systems Intended for Use in Potentially Explosive Atmospheres – **Directive 2014/34/EU**

(3) Certificate Number:

**EPS 20 ATEX 2 058 X**

**Revision 1**

(4) Equipment: Fire damper series FK2-EU

(5) Manufacturer: TROX GmbH

(6) Address: Heinrich-Trox-Platz  
47504 Neukirchen-Vluyn  
Germany

(7) This equipment and any acceptable variation thereto are specified in the schedule to this Certificate of Conformity and the documents therein referred to.

(8) Bureau Veritas Consumer Products Services Germany GmbH certifies based on a voluntary assessment that this equipment has been found to comply with the Essential Health and Safety Requirements relating to the design and construction of equipment and protective systems intended for use in potentially explosive atmospheres, given in Annex II of the Directive 2014/34/EU. The examination and test results are recorded in the confidential documentation under the reference number 20TH0248.

(9) Compliance with the Essential Health and Safety Requirements has been assured by compliance with:

**EN IEC 60079-0:2018**

**EN ISO 80079-36:2016**

**EN ISO 80079-37:2016**

(10) If the sign "X" is placed after the certificate number, it indicates that the equipment is subjected to special conditions for safe use specified in the annex to this certificate.

(11) This Certificate of Conformity relates only to the design and the construction of the specified equipment in accordance with Directive 2014/34/EU. Further requirements of this Directive apply to the manufacture and supply of this equipment.

(12) The marking of the equipment shall include the following:

 II 2G Ex h IIC T5/T6 Gb  
II 2D Ex h IIIC T95°C/T80°C Db

 II 3G Ex h IIC T5/T6 Gc  
II 3D Ex h IIIC T95°C/T80°C Dc



Certification department of explosion protection

Ulrich Feike

Hamburg, 2022-03-22

Page 1 of 3

Certificates without signature and seal are void. This certificate is allowed to be distributed only if not modified. Extracts or modifications must be authorized by Bureau Veritas Consumer Products Services Germany GmbH. EPS 20 ATEX 2 058 X, Revision 1.

(13)

## Annex

(14) **Certificate of Conformity EPS 20 ATEX 2 058 X**

**Revision 1**

(15) Description of Equipment:

The fire damper type FK2-EU is used in ventilation ducts to prevent the spread of fire and smoke in ventilation systems.

The fire damper is designed with a release mechanism with fusible link and spring mechanism with optional approved limit switches type 07-2511, spring return actuators ExMax-15-BF-TR or RedMax-15-BF-TR with the thermoelectric release ExPro-TT.

If the temperature in the ventilation duct exceeds 72 °C or 95 °C in the event of fire, the fusible link or thermoelectric actuator ExPro-TT trigger and the fire damper is closed by the spring mechanism or spring return actuator.

The electrical connection is made via the ExBox-BF-TR.







Technical data:

Dimensions: Width = max. 1500 mm, height = max. 800 mm

Power supply: 24 to 230 V AC/DC

Maximum permissible air speed: 10 m/s with ExMax-15-BF-TR or RedMax-15-BF-TR  
8 m/s with spring mechanism

The following relationship exists between the marking, the maximum ambient temperature, the triggering device and the operation of the fire damper:

triggering device	operation	marking	ambient temperature
ExPro-TT	ExMax-15-BF-TR	 II 2G Ex h IIC T5 Gb II 2D Ex h IIIC T95°C Db	-40 °C to +50 °C
ExPro-TT	ExMax-15-BF-TR	 II 2G Ex h IIC T6 Gb II 2D Ex h IIIC T80°C Db	-40 °C to +40 °C
ExPro-TT	RedMax-15-BF-TR	 II 3G Ex h IIC T5 Gc II 3D Ex h IIIC T95°C Dc	-40 °C to +50 °C
ExPro-TT	RedMax-15-BF-TR	 II 3G Ex h IIC T6 Gc II 3D Ex h IIIC T80°C Dc	-40 °C to +40 °C
fusible link	spring mechanism	 II 2G Ex h IIC T6 Gb II 2D Ex h IIIC T80°C Db	-40 °C to +50 °C
fusible link with limit switches	spring mechanism	 II 2G Ex h IIC T6 Gb II 2D Ex h IIIC T80°C Db	-20 °C to +50 °C



**Certificate of Conformity EPS 20 ATEX 2 058 X**

**Revision 1**

(16) Reference number: 20TH0248

(17) Special conditions for safe use:

The device must be sufficiently and permanently connected to the earth potential.

The limit switches type 07-2511 must be connected in a separately certified housing of a recognized type of protection according to EN IEC 60079-0.

(18) Essential health and safety requirements:

Met by compliance with standards.

Certification department of explosion protection

Hamburg, 2022-03-22



Ulrich Feike